

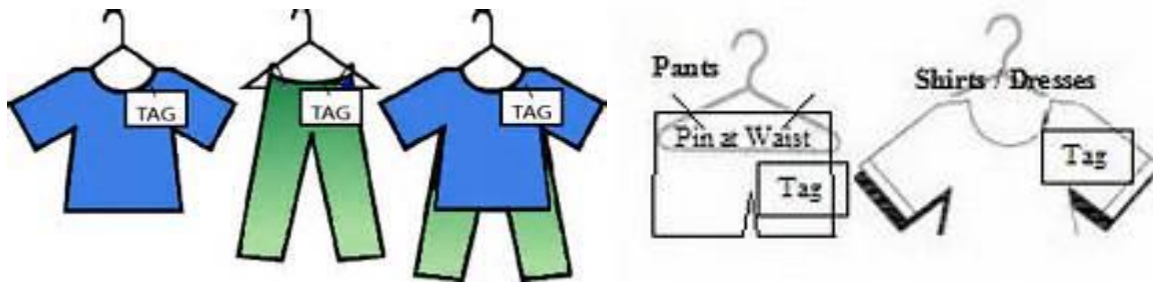
Consignor & Tagging Information

You will need white or pastel cardstock to print tags on. No bright cardstock. Printable Blank Consignor Tags are available at www.clintonhickmancountychamber.com. If you need to pick up printed sheets of blank tags, you can pick up at First Community Bank or Clinton Bank. Any other questions, please call Deena Pittman at 270-653-4301.

Consigners will be required to drop their clothing off at the Hickman County Extension Office, 329 James H. Phillips Drive, Clinton, KY 42031 on Friday March 20 anytime from 8am-7pm to participate. All items that are not sold must be picked up between 7pm- 10pm on Saturday, March 21. All items not picked up by 10pm on March 21 will be donated to The Mission House, NO Exceptions. Consignor Checks will be ready on Monday March 23 at UK Extension Office from noon-5pm. Any checks that are not picked up will be automatically mailed.

Please use safety pins to secure your clothing on the hangers. Do not use straight pins or staples.

Please have the hanger facing the way it is shown in the picture.



This Sale can be any season clothing.

Only Clean Clothing. No stains or holes. We reserve the right to refuse any items.


**** All items not picked up between 7pm-10 pm on Saturday March 21 will be donated to the Mission House. NO EXCEPTIONS**

*****25 item minimum to consign/participate in the sale.**

*PRICING: You price your item. General guideline is 1/4 to 1/3 of original sales price. Name brands and excellent condition items sell for more. Ask yourself, "Would I buy this for \$xx?" Start early, it takes time to write out price cards and sort clothing.

*SHOES: please limit to your best 15 pair. **HANG YOUR SHOES. TIE TOGETHER** with laces or strong braided string. Pin or tie your tags on to the shoes with yarn. These display better on our racks than those in bags. Space is extremely limited. They need to be priced lower than your clothing.

*Baby ITEMS: only baby items in excellent condition will sell unless they are priced very cheap

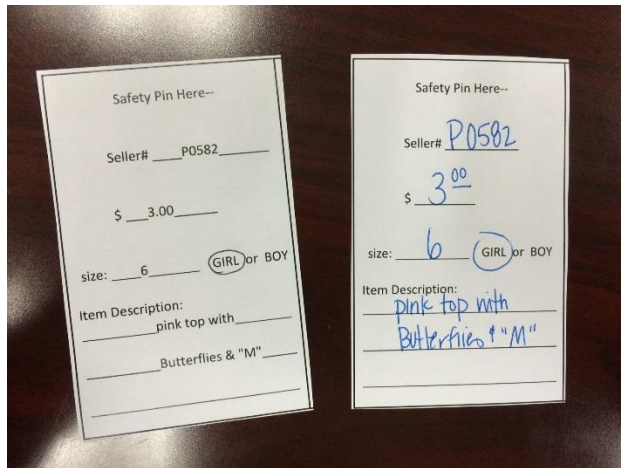


***FEES for consigning your items are 20% of sales price plus a \$20 consigner fee. Whether you have a little or alot of items, you keep 80% of the sales price! Fees are deducted from proceeds. Do not meet all fees, you are expected to make the \$20 consigner payment.**

***CHECKS will be ready for pick-up, or mailed on Monday, March 23 following the sale. You may pick up checks at the Hickman County Extension Office, 329**

James H Phillips Drive, Clinton, KY 42031 from noon- 5pm. Any check not picked up in person will be automatically mailed.

***CONSIGNOR NUMBERS:** New consignors will use their first letter of their last name plus the last 4 digits of their phone number as their consignor/seller number. For example, Deena Pittman is P-0582. If you consign at other sales and already have your items tagged and have a specific consignor number, please use that existing consignor number and the tags that are already on your items.



You will need white or pastel cardstock to print tags on. No bright cardstock. Printable Blank Consignor Tags are available at www.clintonhickmancountychamber.com. If you need to pick up printed sheets of blank tags, you can pick up at First Community Bank or Clinton Bank. Any other questions, please call Deena Pittman at 270-653-4301.

YARN COLORS: For identification purposes and ease of sorting after the sale, attach a colored yarn, tape, or ribbon to the tops of hangers. Bagged items and toys do not need this color identification. Colors correspond to the first letter of your last name. Use a unique shade or type if you prefer.

**ABC = Purple DEF = Pink GHI = Orange JKL = White
MNO = Blue PQR = Yellow STUV = Green WXYZ = Red**

GENERAL TAGGING INSTRUCTIONS:

A great informational site is www.consignmentmommies.com

Check out this page for pricing guidelines:

<http://consignmentmommies.com/Resources/ClothingGuide.htm>

Check out this page for the five most over priced consignment items:

http://consignmentmommies.com/blog/Consignement_Sale_Advice/post/five-things-and-five-brands-you-are-overpricing/

1. Your gently worn to excellent condition clothing must be on a hanger. Hanger hook should face LEFT (looks like ?, a question mark). Place price tag on right shoulder. Some play clothes may be placed in ziploc bag. Hanging items sell better. Items that are clean, smell fresh, and ironed look & sell better. We accept many sizes, but don't accept clothing dated older than 5 years. A 12 years old's toddler clothing is dated.

2. IMPORTANT! Sets should be pinned together securely by hanging the shirt first then attaching the pants to the hanger by the waist. The neater this looks, the better the set will sell. Be sure to catch the hanger as you close the pin so the pants do not weigh down the shirt. Try not to hide the pants under the shirt. Pin pants @ top of hanger -- catch the fabric twice or they slide along the bottom & do not sell.

3. We do accept junior size item if they are teen/student appropriate.

4. Price in whole dollar increments (no .50 cents or .99 cents) at full price. Items not priced in whole dollars will be rounded down to the nearest dollar. Put small items together to equal \$1.00 worth. It helps customers keep track and easier checkout.

5. Small items should be bagged together in a Ziploc with the price card attached to the front with packaging tape or pinned to the outside. You can bag small toys, games, etc. together for one price which will sell better than little individual ones. Taping the bag shut protects from theft and children opening during sale.

6. Limit 15 pair of shoes per consignor due to space constraints so pick your best ones. They also do not sell well and need to be priced lower than clothing guidelines. Our new shoe racks allow for shoes to hang and be seen. You can attach together either with laces tied, straps hooked together, or tied together with strong string. The price tags can be attached with pin. If you like, you can also bag shoes in Ziploc and attach price tag to outside of bag with packing tape, pin to bag, or place in your bag.

7. Rack space cannot be given to onesies, sleepers, gowns, very used pajamas, and other small clothes. Only very high-end designer items or those with tags attached are exceptions. Bag these items and attach tag or place in bag with item. No sleepers on hangers, only in bags. Only inexpensive baby items in perfect condition will sell. Have a friend expecting? Share your used bibs, onesies, and burp cloths with them.

8. We accepts all kids' items: Strollers, cribs, beds, toy boxes, high chairs, walkers, toys, books, video games, videos, CD/DVD, shoes, and sporting equipment. Make sure all baby items are not broken or

missing pieces. If so, Please note on the card. Toys need to include all pieces and be in excellent condition. You can saran wrap small items to the larger item too.

9. NO stuffed animals, they will not sell & will be refused at check-in.

10. Toys that need batteries need to include them for demo purposes. They also sell better this way.

11. Equipment, furniture, and toys should be clean, have all parts, and any small pieces should be in a Ziploc bag attached to the main part securely with tape, ribbon, or yarn. DO NOT use masking or scotch tape... it will not stay attached. Use clear packing tape or saran wrap.

12. It is your responsibility to check all items for recalls.

13. Any Chamber Volunteer has the right to refuse any items and price untagged items at checkout. Items without tags will not sell.

14. Any claims for missing items need to be made before leaving the building at pick-up. A claims form for missing items will need to be submitted before leaving. All items not picked up by 10 pm Saturday March 21 will be donated that evening, No Exceptions.